


WORKFORCE FLORIDA PERFORMANCE MEASURES

State Performance Measures
Federal WIA Performance Measures

Improving the skills of Florida's workforce



State Performance Measures

Performance measures are essential if we are going to evaluate the success of the new workforce system. To track results more timely than the required federal WIA performance measures, Florida developed the Red/Green Report to evaluate short-term performance. In addition, the Florida Legislature requires all job training programs, whether directly controlled by the workforce system, the Department of Education, or other public entities, be reviewed and assessed annually by Workforce Florida. This report is known as the 3-Tier Report. It relies on information provided by the Florida Educational & Training Placement Information Program (FETPIP) located at the Florida Department of Education.

Red/Green Report

The Red/Green report captures a short-term picture of each region's performance in the broad categories of employment rates, wage rates, welfare return rates, customer service and other. The Red/Green measures are short-term measures or exit outcomes for which data is available within 30-45 days. In this report, green is used to designate top quartile performance. Red is used to designate low quartile performance and/or the failure to meet the local goal. In instances where a region has met the local goal, the red designation is not used even though the performance might otherwise rank in the lowest quartile.

As approved by Workforce Florida's board of directors at their November 15, 2000 meeting, 50% of the incentive amounts set aside for short-term measures will be awarded to those regions meeting and exceeding their goals. The remaining 50% of short-term incentive amounts will be awarded as bonuses for regions whose actual performance ranks in the top quartile.

3-Tier

The 3-Tier report looks at the success of workforce programs through a multi-level approach. The report takes programs and measures them at an individual program level, as a part of all a workforce councils activities, and at an overall statewide level. Through this analysis individual program success can be evaluated, but so can the effectiveness or impact of an entire council's activities or all workforce system activities.

Programs are assessed in terms of placement, earnings increases over time, and reduction of reliance on state resources. The report also identifies programs most likely to encourage continued education.

WIA Federal Performance Standards

In its first year of WIA implementation, Florida not only met, but exceeded all negotiated performance standards

The federal Workforce Investment Act (WIA), which provides adult dislocated worker and youth funding to the state, also requires the state to measure the effectiveness of programs. In addition to measuring program effectiveness, these measures determine what, if any, performance dollars states will receive. Florida exceeded on performance standards for the 2000-2001 program year and received \$2.6 million in WIA incentive dollars.

The measures specified in the Act are as follows:

Adult Program

1. Entry into unsubsidized employment;
2. Retention in unsubsidized employment six months after entry into employment;
3. Earnings change six months after entry into employment;
4. Attainment of recognized credential relating to achievement of educational skills, which may include attainment of a secondary school diploma or its recognized equivalent, or occupational skills, by participants who enter unsubsidized employment.

Dislocated Worker Program

1. Entry into unsubsidized employment;
2. Retention in unsubsidized employment six months after entry into employment;
3. Earnings replacement rate six months after entry into employment; and
4. Attainment of recognized credential relating to achievement of educational skills, which may include attainment of a secondary school diploma or its recognized equivalent, or occupational skills, by participants who enter unsubsidized employment.

Youth Program-Older Youth (aged 19-21)

1. Entry into unsubsidized employment;
2. Retention in unsubsidized employment six months after entry into employment;
3. Earnings change six months after entry into employment; and
4. Attainment of a recognized credential relating to achievement of educational skills, which may include attainment of a secondary school diploma or its recognized equivalent, or occupational skills, by participants who enter unsubsidized employment or who enter postsecondary education, or advanced training.


Youth Program-Younger Youth (aged 14-18)

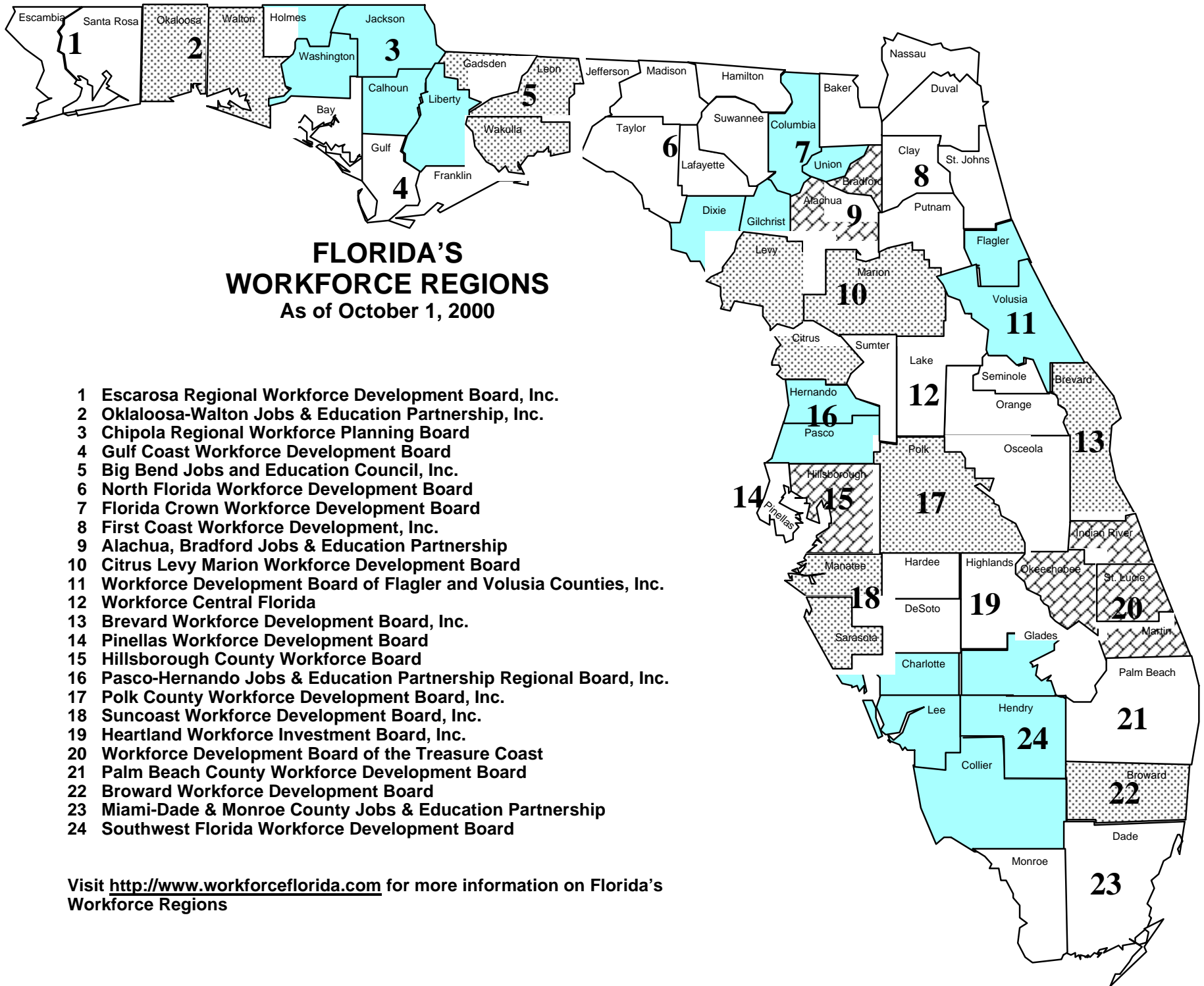
1. Attainment of basic skills and, as appropriate, work readiness or occupational skills;
2. Attainment of secondary school diplomas and their recognized equivalents; and
3. Retention in postsecondary education, advanced training, military service, employment, or qualified apprenticeships.

All programs

1. Customer satisfaction for individuals; and
2. Customer satisfaction for employers.

WORKFORCE FLORIDA APPENDICES





Visit <http://www.workforceflorida.com> for more information on Florida's Workforce Regions

DIRECTORY OF REGIONAL WORKFORCE BOARDS

WORKFORCE REGION Counties/Board Name	BOARD CHAIR	BOARD STAFF /EXECUTIVE DIRECTORS
1 Escambia, Santa Rosa Escarosa Regional Workforce Development Board, Inc.	Richard Thomas, Jr., Chairperson Escarosa Regional Workforce Development Board, Inc. RMB Cable Communications, Inc. 474 Man O War Circle Pensacola, FL 32533 Phone (850) 434-3782 Fax (850) 434-8244 Rthom94807@aol.com	Susan Simpler Escarosa Regional Workforce Development Board, Inc. 9111 Sturdevant Drive Pensacola, FL 32514 Phone (850) 473-0939 Fax (850) 473-0935 Escarosa@Bellsouth.net
2 Okaloosa, Walton Okaloosa-Walton Jobs & Education Partnership, Inc.	Marjorie L. Cummins, Chairperson Creel, Bryan and Gallagher 4400 East Highway 20, Suite 308 Niceville, FL 32578 Phone (850) 897 7500 Fax (850) 897 7504 Mcummins@cbgcpa.com	Mary Lou Reed, Executive Director Workforce Development Board of Okaloosa and Walton Counties 109 Eighth Avenue Shalimar, FL 32579 Phone (850) 651-2315 or (850) 651-8623 Fax (850) 651-3165 Wdb02@seii.net mlreed@seii.net
3 Calhoun, Holmes, Jackson, Liberty, Washington Chipola Regional Workforce Planning Board, Inc. www.state.fl.us/workforce3	Cliff Thomas, Chairman Chipola Regional Workforce Development Board, Inc. P. O. Box 947, 7557 Hoyt Street ChIPLEY, FL 32428 Phone (850) 638-6080 ext 1 or 6081 Fax (850) 638-3093 farmcredit@digitalexp.com	Freida Sheffield, Executive Director Chipola Regional Workforce Development Board, Inc. P. O. Box 947, 7557 Hoyt Street ChIPLEY, FL 32428 Phone (850) 638-6080 ext 1 or 6081 Fax (850) 638-3093 Freidas@jep3.state.fl.us
4 Bay, Franklin, Gulf Gulf Coast Workforce Development Board, Inc./WAGES Coalition www.workforcecenter.org	Bob Swenk, Chairman Gulf Coast Workforce Board Gulf Coast Community College 5230 West U S Highway 98 Panama City, FL 32401-1058 Phone (850) 913-3285 Fax (850) 913-3269 robert.swenk@agedwards.com	Kimberly L. Shoemaker, Exec Director Gulf Coast Workforce Board Gulf Coast Community College 5230 West U S Highway 98 Panama City, FL 32401-1058 Phone (850) 913-3285 Fax (850) 913-3269 kshoemaker@mail.gc.cc.fl.us
5 Gadsden, Leon, Wakulla Big Bend Jobs and Education Council, Inc./WAGES Coalition Region 5 www.bigbend-workforce.org	Glenda Thornton, Chairman Big Bend Jobs & Education Council, Inc. 565 E. Tennessee Street Tallahassee, FL 32308 Phone (850) 414-6085/Ext. 212/202 Fax (850) 410-2595 gthornton@foleylaw.com	J. Wyatt Pope, Ph.D., Chief Executive Officer Big Bend Jobs & Education Council, Inc. 565 E. Tennessee Street Tallahassee, FL 32308 Phone (850) 414-6085/Ext. 212/202 Fax (850) 410-2595 Wyatt.pope@bigbend-workforce.org

DIRECTORY OF REGIONAL WORKFORCE BOARDS

WORKFORCE REGION Counties/Board Name	BOARD CHAIR	BOARD STAFF /EXECUTIVE DIRECTORS
6 Hamilton, Jefferson, Lafayette, Madison, Suwannee, Taylor North Florida Workforce Development Board/WAGES Coalition	Rick Prevatt, Chairman North Florida Workforce Development Board Rick's Cabinet Shop Rt. 4, Box 56 Branford, FL 32008 Phone (904) 935-2938 Fax (904) 935-2938	William M. Deming, Executive Director North Florida Workforce Development Board/WAGES Coalition 400 W. Base Street, 2 nd Floor P.O. Box 267 Madison, FL 32341 Phone (850) 973-2672 Fax (850) 973-6497 Demingm@nfwdb.org
7 Columbia, Dixie, Gilchrist, Union Florida Crown Workforce Development Board	Charles W. Smith, Comptroller North Florida Holstein, Inc. 2740 W. CR-232 Bell, FL 32619 Phone (352) 463-7174 Fax (352) 463-1106 Gotmilk10@aol.com	Penny Faris, Acting Executive Director Florida Crown Workforce Development Board 1430 South 1 st Street, Suite 2 Lake City, FL 32025 Phone (386) 752-5713 Fax (386) 752-6461
8 Baker, Clay, Duval, Nassau, Putnam, St. Johns First Coast Workforce Development, Inc. www.firstcoastjob.org	Timothy Mann, President Swisher International Group, Inc. P.O. Box 2230 Jacksonville, FL 32203 Phone (904) 353-4311 Fax (904) 358-9334 tmann@swisher.com	Lynn H. Grafel, President/CEO First Coast Workforce Development, Inc. 2141 Loch Rane Boulevard, Suite 107 Orange Park, FL 32073 Phone (904) 213-3050 Ext 133 SC 894-3050 Fax (904) 272-8927 SC 894-8927 CEO@worksourcefl.com
9 Alachua, Bradford Alachua/Bradford Regional Workforce Development	Judy E. Boles, Regional Manager Bell South 903 West University Avenue Gainesville, FL 32601 Phone (352) 336-5500 Fax (352) 373-9004 Judy.Boles@BellSouth.com	Rachel Bishop-Cook, President BCN Associates, Inc. 408 W. University Ave – Suite 604 Gainesville, FL 32601 Phone (352) 334-4088 Fax (352) 377-4252 Rachel@bcnassociates.com
10 Citrus, Levy, Marion CLMWorks www.clmworkforce.com/	Pat Reddish, Chairperson Signature Brands 808 SW 12 th Street Ocala, FL 34474 Phone (352) 622-3134 Fax (352) 402-9451 preddish@signaturebrands.com	Thomas Skinner, Executive Vice President CLMWorks Tealbrooke Professional Ctr. 2300 SE 17 th Street, Suite 1000 Ocala, FL 34471 Phone (352) 732-1355 ext 204 Fax (352) 732-1718 Tskinner@clmworkforce.com

DIRECTORY OF REGIONAL WORKFORCE BOARDS

WORKFORCE REGION Counties/Board Name	BOARD CHAIR	BOARD STAFF /EXECUTIVE DIRECTORS
<p align="center">11 Flagler, Volusia</p> <p>Workforce Development Board of Flagler and Volusia Counties, Inc.</p> <p align="center">www.wdb-gvc.org/</p>	<p>Rick Dawson, President Tel-Tron Technologies Corp. 220 Fentress Blvd. Daytona Beach, FL 32114</p> <p>Phone (904) 255-1921 X111 Fax (904) 258-3782 Rdawson@tel-tron.com</p>	<p>Laurence Tomasetti, Executive Director Workforce Development Board of Flagler & Volusia Counties, Inc. 1901 Mason Avenue, Suite 110 Daytona Beach, FL 32117 Phone (904) 274-3850 Fax (904) 274-3864 larryt@wdb-fvc.org</p>
<p align="center">12 Orange, Osceola, Seminole, Lake, Sumter</p> <p align="center">Workforce Central Florida</p> <p>www.cfjep.com/</p>	<p>David Wright, President WCG, Inc. 630 North Wymore Road, Ste.370 Maitland, FL 32751 Phone: (407) 647-6623 Fax (407) 539-0575 dwright@grboa.com</p>	<p>Gary J. Earl, Executive Director Central Florida RWDB, Inc. 1801 Lee Road, Suite 270 Winter Park, FL 32789 Phone: (407) 741-4365 Fax (407) 741-4376 gearl@workforcecentral.org</p>
<p align="center">13 Brevard</p> <p align="center">Brevard Workforce Development Board, Inc.</p> <p align="center">www.brevardjoblink.org</p>	<p>Pamela Fitzgerald, President Mike Gatto, Inc. 597 Haverty Court, Suite 40 Rockledge, FL 32955 Phone: (321) 504-2060 Fax: (321) 504-2065 Lsouth@job-link.net</p>	<p>Linda H. South 597 Haverty Court, Suite 40 Rockledge, FL 32955 Phone (321) 504-2060 Fax (321) 504-2065 Lsouth@job-link.net</p>
<p align="center">14 Pinellas</p> <p align="center">Pinellas Workforce Development Board</p> <p align="center">www.jobs.co.pinellas.fl.us</p>	<p>Leroy Sullivan, Operations Manager TECO Peoples Gas 4525 140th Avenue North, Suite 906 Clearwater, FL 33762 Phone (727) 826-3206 Fax (727) 826-3209 ljsullivan@tecoenergy.com</p>	<p>Bonnie Moore, Executive Director WorkNet Pinellas 4525 140th Avenue North, Suite 906 Clearwater, FL 33762 Phone (727) 524-4344 X3008 Fax (727) 524-4350 Kim, Assistant (727) 524-4344 X3006 bmoore@co.pinellas.fl.us Kim's e-mail: kwalker@co.pinellas.fl.us</p>
<p align="center">15 Hillsborough</p> <p align="center">Hillsborough County Workforce Board, Inc.</p> <p align="center">www.hillsboroughcounty.org</p>	<p>Cheikh T. Sylla, President Sylla, Inc. Hillsborough County Workforce Board, Inc 3415 Frontage Rd., East, Suite B Tampa, FL33607 Phone (813) 226-2625 Fax (813) 221-2138 Sylla@syllainc.com</p>	<p>Max Selko, Executive Director Hillsborough County Workforce Board, Inc. 9250 Bay Plaza Blvd., #320 Tampa, FL 33619 Phone (813) 744-5547/Ext.225 Fax (813) 744-5764 selkom@workforcetampa.com</p>

DIRECTORY OF REGIONAL WORKFORCE BOARDS

WORKFORCE REGION Counties/Board Name	BOARD CHAIR	BOARD STAFF /EXECUTIVE DIRECTORS
<p align="center">16 Hernando, Pasco</p> <p>Pasco-Hernando Jobs and Education Partnership Regional Board, Inc.</p> <p align="center">www.pasco-henando.com</p>	<p>Gregg Holloway, Chairman PALL Aeropower Pasco-Hernando JEP Regional Board, Inc. P.O.Box 15790 Brooksville, FL 34609 Phone (352) 797-5781 Fax (352) 797-5785</p>	<p>Lee Ellzey Post Office Box 15790 Brooksville, FL 34609 Phone (352) 797-5781 Fax (352) 797-5785 For overnight mail, use: 15588 Aviation Loop Drive Brooksville, FL 34609 lee@pasco-hernando.com</p>
<p align="center">17 Polk</p> <p>Polk County Workforce Development Board, Inc.</p> <p>www.workforce.polk.net/</p>	<p>Larry Miller, President LaraMill, Inc. 9150 W. Lake Ruby Drive Winter Haven, FL 33884 Phone (863) 324-5863 Fax (863) 324-7703 Laramill@yahoo.com</p>	<p>Nancy Thompson, Executive Director Polk County WFD Board, Inc. 205 East Main Street, Suite 107 Bartow, FL 33830 Phone (863) 519-0100 Fax (863) 534-8501 nancy_thompson@polkworks.org</p>
<p align="center">18 Manatee, Sarasota</p> <p>Suncoast Workforce Development Board, Inc.</p> <p align="center">www.SWDB.org</p>	<p>J. Brian Murphy, O. D. Associate Optometrist Eye Center, Inc. 2003 Cortez Road, West Bradenton, FL 34207 Phone (941) 756-2020 Fax (941) 756-4486 Eyecenter@gte.net</p>	<p>Mary Helen Kress Suncoast Workforce Dev. Board, Inc. 1750 17th Street, Bldg. J-2 Sarasota, FL 34234 Phone (941) 361-6090 Fax (941) 361-6141 MHKress@swdb.org</p>

DIRECTORY OF REGIONAL WORKFORCE BOARDS

<p align="center">19 DeSoto, Hardee, Highlands</p> <p>Heartland Workforce Investment Board, Inc.</p> <p>www.heartland-workforce.org</p>	<p>Donald Samuels, Chair Heartland Workforce Investment Board, Inc. P. O. Box 1233 Wauchula, FL 33873 Phone (863) 773-4116 x610 Donald.Samuels@preco.org</p>	<p>James L. Gose, Director Heartland Workforce Investment Board, Inc. c/o South Florida Community College 600 West College Drive Avon Park, FL 33825 Phone (863) 453-6661 SC 750-7267 Fax (863) 784-7209</p> <p>gosej@sfcc.cc.fl.us</p>
<p align="center">WORKFORCE REGION Counties/Board Name</p>	<p align="center">BOARD CHAIR</p>	<p align="center">BOARD STAFF /EXECUTIVE DIRECTORS</p>
<p align="center">20 Indian River, Martin, Okeechobee, St. Lucie</p> <p>Workforce Development Board of the Treasure Coast</p> <p>www.tcjob.org/</p>	<p>Mike Gifford, Vice President First Union Bank Village Green Business & Retail Center 9350 South Federal Highway Port St. Lucie, FL 34952 Phone (561) 335-3030 Fax (561) 335-0677</p>	<p>Nan Rose Griggs, President/CEO Workforce Development Board of the Treasure Coast Village Green Business & Retail Center 9350 South Federal Highway Port St. Lucie, FL 34952 Phone (561) 335-3030 Fax (561) 335-0677</p> <p>Ngriggs@tcjobs.org</p>
<p align="center">21 Palm Beach</p> <p>Palm Beach County Workforce Development Board, Inc./WAGES Coalition</p> <p>www.pbcwdb.com/</p>	<p>Don Chester, Vice-President IntraCoastal Health Systems 901 45th Street West Palm Beach, FL 33407 Phone (561) 8811-2893 Fax (561) 882-1025 e-mail: dwches@ihswpb.com</p>	<p>Kenneth E. Montgomery, Executive Director Palm Beach County Workforce Development Board, Inc./WAGES Coalition 2051 Martin Luther King, Jr. Blvd. Suite 302 Riviera Beach, FL 33404 Phone (561) 841-0207 Fax (561) 841-0280</p> <p>Kmontgomery@pbcwdb.com</p>

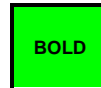
DIRECTORY OF REGIONAL WORKFORCE BOARDS

<p style="text-align: center;">22 Broward</p> <p style="text-align: center;">Broward Workforce Development Board-WAGES Coalition www.broward-workforce.org/</p>	<p>Catherine L. McKenzie Manager, Corp. & External Affairs Bell South 6451 N. Federal Hwy. Rm. 1113 Ft. Lauderdale, FL 33308 Phone (954) 928-4892 Fax (954) 776-5015 Catherine.mckenzie@bellsouth.com</p>	<p>Mason C. Jackson, Executive Director Workforce One 3800 Inverrary Blvd., Suite 400 Lauderhill, FL 33319 Phone (954) 535-2300 or Mason direct (954) 535-2345 Fax (954) 535-2346 Masonjacks@broward-workforce.org</p>
<p style="text-align: center;">23 Dade, Monroe</p> <p style="text-align: center;">Jobs and Education Partnership Regional Board for Dade and Monroe Counties www.jep-tec.org/</p>	<p>Willie Ivory Turnberry Associates 19501 Biscayne Blvd. Suite 400 Aventura, FL 33180 Phone (305) 937-6200 Fax (305) 933-5511 Ivoryw@turnberry.com</p>	<p>Harriet Spivak, Staff Director JEP Regional Board for Dade/Monroe Counties 3403 N W 82nd Ave., Suite 300 Miami, FL 33122-1029 Phone (305) 594-7615 Fax (305) 477-0113 Harriet@jep-tec.org</p>
<p style="text-align: center;">24 Charlotte, Collier, Glades, Hendry, Lee</p> <p style="text-align: center;">Southwest Florida Workforce Development Board</p>	<p>Steve Personette, President Southwest Florida Workforce Development Board, Inc. 24311 Walden Center Drive, Suite 200 Bonita Springs, FL 34134 Phone: (941) 992-8000 Fax (941) 948-3359 Steve.personette@mail.sprint.com</p>	<p>Joseph Paterno, Executive Director Southwest Florida Workforce Development Board, Inc. 24311 Walden Center Drive, Suite 200 Bonita Springs, FL 34134 1.866.992.8463 Phone: (941) 992-8000 Fax (941) 948-3359 paterno_joe@hotmail.com</p>

**REGIONAL YEAR-END INDICATOR MATRIX*
2000-2001 PROGRAM YEAR**

	REGION																							
OUTCOME	1	2	3	4	5	6	7	8	9	10	11	12	13	14	15	16	17	18	19	20	21	22	23	24
Welfare Entered Employment Rate	19.6%	26.4%	18.6%	22.9%	26.3%	26.2%	21.9%	26.1%	22.8%	27.9%	25.8%	29.2%	27.5%	26.3%	28.5%	24.7%	19.8%	29.2%	21.9%	26.4%	25.9%	25.3%	22.1%	29.3%
Welfare Entered Employ. Wage Rate**	63.5%	62.0%	66.8%	63.9%	64.8%	62.9%	67.0%	70.9%	65.6%	66.2%	65.9%	70.4%	68.1%	69.2%	71.0%	67.8%	68.8%	68.8%	64.3%	67.6%	68.5%	66.0%	60.5%	70.1%
Welfare Return Rate	12.9%	13.6%	13.2%	13.6%	18.8%	16.7%	14.3%	15.4%	16.6%	16.5%	16.5%	16.7%	17.3%	18.3%	12.9%	13.8%	12.9%	17.0%	10.9%	16.3%	15.2%	13.8%	13.3%	14.4%
WIA Adult Entered Employment Rate	87.2%	79.2%	93.3%	90.3%	92.7%	82.7%	85.4%	79.5%	100.0%	85.5%	80.3%	80.5%	96.5%	57.1%	88.5%	70.0%	96.4%	61.5%	79.3%	82.0%	91.4%	79.0%	77.3%	75.3%
WIA Adult Entered Employ. Rate, % of Goal	133.7%	111.6%	137.3%	129.1%	131.7%	121.6%	123.8%	120.5%	147.1%	131.5%	118.9%	117.0%	135.9%	86.5%	136.2%	100.0%	141.9%	87.8%	114.9%	114.2%	140.6%	117.3%	131.1%	109.2%
WIA Adult Wage Rate**	94.0%	90.1%	102.4%	102.7%	113.4%	94.4%	93.9%	109.9%	118.1%	88.9%	88.5%	91.5%	91.4%	95.8%	98.1%	110.9%	91.0%	93.5%	86.9%	92.0%	91.0%	97.6%	70.1%	94.1%
WIA Dislocated Worker Entered Employment Rate	96.1%	99.0%	94.7%	80.1%	95.2%	88.0%	96.6%	93.8%	90.3%	97.8%	80.4%	91.1%	96.4%	77.7%	92.9%	86.3%	98.6%	91.9%	83.3%	90.9%	95.8%	85.6%	76.3%	87.8%
WIA Disloc. Wkr. Ent. Empl. Rate, % of Goal	142.4%	148.8%	140.7%	117.9%	138.4%	129.9%	134.2%	139.9%	127.4%	139.7%	113.2%	128.3%	134.6%	114.0%	138.1%	115.1%	140.8%	116.4%	112.6%	118.1%	142.7%	130.7%	123.3%	125.4%
WIA Dislocated Worker Wage Rate**	90.1%	77.4%	99.9%	130.3%	114.8%	92.0%	144.3%	156.1%	104.0%	103.6%	103.3%	112.4%	144.4%	116.7%	128.9%	115.0%	115.1%	96.4%	102.5%	113.3%	125.6%	120.7%	93.4%	109.3%
WIA Overall Employment Rate	92.8%	92.1%	94.0%	89.8%	95.2%	85.1%	86.3%	89.7%	96.7%	88.8%	78.4%	85.1%	95.3%	65.8%	88.4%	79.9%	97.5%	89.8%	78.7%	82.9%	90.6%	83.3%	75.7%	79.4%
WIA Youth Goal Attainment Rate***	98.95%	92.82%	99.62%	99.61%	88.03%	90.84%	83.02%	84.82%	99.66%	97.74%	83.64%	96.60%	90.68%	96.26%	99.33%	85.25%	98.62%	95.00%	61.20%	89.24%	63.71%	85.99%	71.61%	92.28%
WIA Youth Positive Outcome Rate	100.0%	50.0%	95.7%	94.4%	97.3%	92.6%	73.2%	92.6%	96.0%	97.3%	96.9%	99.9%	85.0%	92.1%	99.4%	84.7%	100.0%	85.7%	82.1%	96.0%	89.5%	87.4%	84.5%	87.1%

* All data is based on input in the State MIS System as of 8/02/2001. Rates, percentages, and wages were computed for comparative purposes from this data and they do not necessarily equate to the official federal WIA Record Report or federal core indicators, which are to be based on follow-up data.
 ** Wage Rates are expressed as a percentage of the Region's Lower Living Standard Income Level (LLSIL) or \$10.05/hr. statewide for 2000.



= Top Quartile Performance



= Low Quartile Performance and failed to meet the local goal where a local goal had been established.

STATEWIDE YEAR-END OUTCOMES

Welfare Entered Employ. Rate	Welfare Enter. Employ. Wage Rate**	Welfare Return Rate	WIA Adult Enter. Emp. Rate	WIA Adult Enter. Emp. Rate, % of Goal	WIA Adult Wage Rate**	WIA Dislocated Wkr. Enter. Emp. Rate	WIA Dislocated Wkr. Enter. Emp. Rate, % of Goal	WIA Dislocated Wkr. Wage Rate**	WIA Overall Enter Emp. Rate	WIA Youth Goal Attain. Rate***	WIA Youth Pos. Outcome Rate
24.6	65.8%	14.8	78.9%	121.5%	87.4%	88.4%	136.1%	111.9%	81.6%	80.08%	91.3%

Welfare = Florida's welfare transition program.

WIA = Federal Workforce Investment Act Programs.

***Revision completed based on corrected data obtained from AWI/IMC dated 10/11/2001

**REGIONAL YEAR-END INDICATOR MATRIX*
2000-2001 PROGRAM YEAR**

OUTCOME	REGION																							
	1	2	3	4	5	6	7	8	9	10	11	12	13	14	15	16	17	18	19	20	21	22	23	24
WP Entered Employment Rate	28.0%	30.3%	30.1%	27.6%	34.1%	20.2%	31.8%	27.8%	29.8%	40.0%	34.9%	26.6%	39.8%	26.2%	28.4%	23.5%	27.3%	25.9%	31.0%	29.5%	27.5%	27.2%	26.0%	43.2%
WP Entered Employ. Rate as % of Goal	84.7%	91.9%	91.2%	83.6%	103.3%	61.2%	96.4%	84.2%	90.4%	121.3%	105.9%	80.5%	120.7%	79.3%	86.2%	71.1%	82.8%	78.5%	93.9%	89.3%	83.4%	82.3%	78.8%	130.8%
WP Wage Rate**	94.3%	79.4%	82.9%	89.0%	74.6%	87.5%	85.0%	89.2%	82.3%	84.6%	85.4%	83.7%	84.1%	85.3%	89.3%	85.6%	84.2%	83.7%	66.6%	80.8%	86.5%	88.8%	81.6%	93.5%
WP New Hire Involvement Rate	13.2%	19.1%	35.7%	18.3%	21.1%	15.9%	37.9%	11.1%	16.9%	24.4%	11.5%	9.7%	20.0%	8.9%	12.0%	9.0%	14.4%	7.2%	16.7%	13.4%	11.6%	11.8%	17.0%	11.1%
WP Employer Involvement Rate	28.7%	27.4%	37.6%	38.6%	24.1%	18.4%	20.8%	28.6%	17.1%	24.4%	13.3%	21.8%	47.2%	21.4%	18.6%	12.4%	20.6%	20.7%	15.1%	35.5%	17.5%	21.1%	32.8%	16.5%
UC Benefit Duration – In Weeks	12.62	11.93	9.95	13.13	12.32	11.92	12.52	12.45	12.20	13.45	12.12	12.12	13.13	12.60	12.14	12.64	13.07	12.85	12.41	12.69	13.03	13.08	13.69	12.40
Customer Satisfaction – Individuals	77.3	78.1	85.8	83.7	73.9	81.5	85.9	81.2	81.3	80.0	76.2	75.1	80.6	70.9	78.7	71.9	73.5	79.9	79.8	81.1	76.9	76.6	74.7	83.5
Cust. Sat. -Individuals as % of Goal	115.4%	116.6%	128.1%	124.9%	110.3%	121.6%	128.2%	119.4%	121.3%	119.4%	113.7%	112.1%	120.3%	105.8%	117.5%	107.3%	109.7%	119.3%	119.1%	121.0%	114.8%	114.3%	111.5%	124.6%
Customer Satisfaction - Employers	73.9	76.2	82.7	78.4	71.7	65.8	72.1	69.4	69.7	78.2	66.1	71.2	76.6	65.3	67.2	66.4	71.1	67.6	70.7	72.7	69.8	68.1	72.8	71.0
Cust. Sat. – Employers as a % of Goal	115.5%	119.1%	129.2%	122.5%	112.0%	102.8%	112.7%	106.8%	108.9%	122.2%	103.3%	111.3%	119.7%	102.0%	105.0%	103.8%	111.1%	105.6%	110.5%	113.6%	109.1%	106.4%	113.8%	110.9%

* All data is based on input in the State MIS System as of 8/02/2001. Rates, percentages, and wages were computed for comparative purposes from this data and they do not necessarily equate to the official federal WIA Record Report or federal core indicators, which are to be based on follow-up data.
 ** Wage Rates are expressed as a percentage of the Region's Lower Living Standard Income Level (LLSIL) or \$10.05/hr. statewide for 2000.

BOLD = Top Quartile Performance
WHITE = Low Quartile Performance and failed to meet the local goal where a local goal had been established.

STATEWIDE YEAR-END OUTCOMES

WP Entered Emp. Rate	WP Entered Emp. Rate, % of Goal	WP Wage Rate**	WP New Hire Involvement Rate	WP Employer Involvement Rate	UC Benefits Duration – In Weeks	Customer Satisfaction - Individuals	Cust. Sat. – Individuals as a % of Goal	Customer Satisfaction - Employers	Cust. Sat. – Employers as a % of Goal
29.7%	89.9%	84.5%	13.0%	23.5%	12.83	76.69	114.46%	68.69	107.33%

WP = Wagner-Peyser, Florida's employment service system. UC = Unemployment Compensation Program.

An equal opportunity employer/program. Auxiliary aids and services are available upon request to individuals with disabilities. All voice telephone numbers on this document may be reached by persons using TTY/TDD equipment via the Florida Relay Service at 711.

***Revision completed based on corrected data obtained from AWI/IMC dated 10/11/2001